



## Technical data

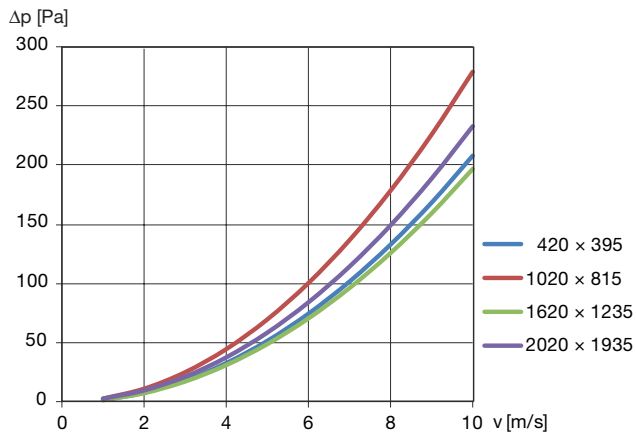
### Insertion loss

Insertion loss [dB] for centre frequency [Hz]							
63	125	250	500	1K	2K	4K	8K
2	2	5	7	8	14	14	12

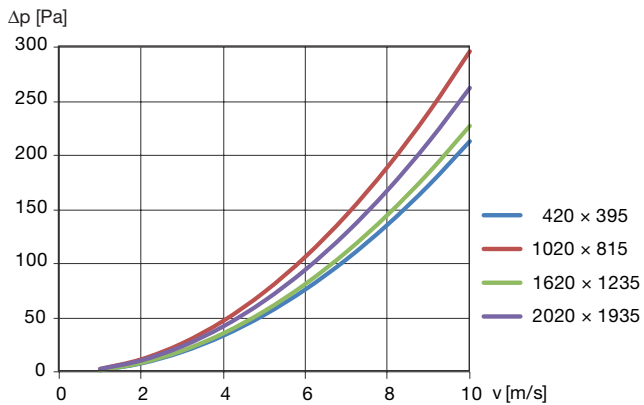
Tested according to ISO 7235 standard.

### Pressure drop

Exhaust air



Supply air



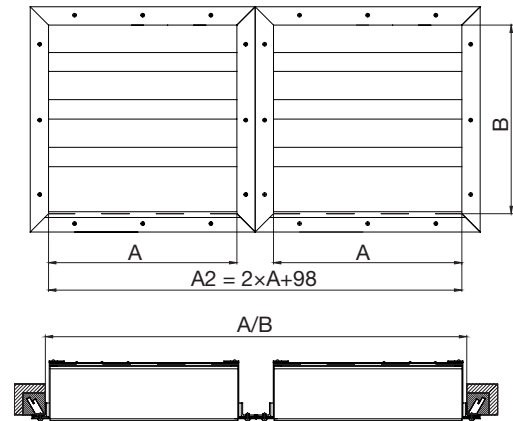
## Technical data

JAR Louvres can be combined to suit larger openings:

### 1. Combining multiple units in width:

Max. width A2 = 4098 mm

Max. height B = 1915 mm



### 2. Combining multiple units in height:

Max. width A = 2000 mm

Max. height B2 = 4088 mm

